



# Technical Data Sheet

## Side Emitting POWER LED

**39-06/A5C-AQSC**

### Features

- . High Flux Output.
- . Designed for High Current Operation.
- . Low Profile.
- . Packaged in Tubes for Use with Automatic Insertion Equipment.
- . The product itself will remain within RoHS compliant version.
- . Viewing angle 180 degree



### Descriptions

This revolutionary package design allows the light designer to reduce the number of LEDs required and provide a more uniform and unique illuminated appearance than with other LED solutions. This is possible through the efficient optical package design and high-current capabilities.

The low profile package can be easily coupled with reflectors or lenses to efficiently distribute light and provide the desired light appearance.

### Applications

- . Automotive Lighting
- . Electronic Signs and Signals
- . Special Lighting application

### Device Selection Guide

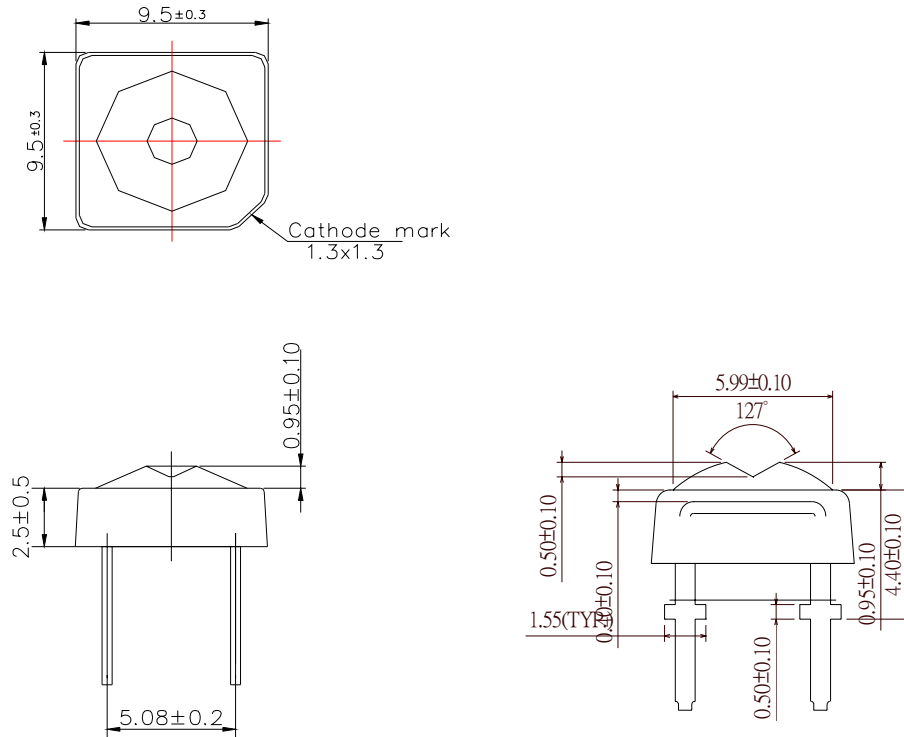
PART NO.	Chip		Lens Color
	Material	Emitted Color	
39-06/A5C-AQSC	AlGaInP	Reddish Orange	Water Clear

# Technical Data Sheet

## Side Emitting POWER LED

**39-06/A5C-AQSC**

### Package Dimensions



- Notes:**
1. All dimensions are in millimeters
  2. An epoxy meniscus may extend about 1.5mm(0.059") down the leads
  3. Tolerances unless dimensions  $\pm 0.25$ mm

### Absolute Maximum Ratings (Ta=25°C)

Parameter	Symbol	Rating	Units
Continuous Forward Current	$I_F$	70	mA
Peak Forward Current(Duty 1/10 @ 1KHZ)	$I_{FP}$	160	mA
Reverse Voltage	$V_R$	5	V
Operating Temperature	$T_{opr}$	-40 ~ +100	°C
Storage Temperature	$T_{stg}$	-40 ~ +100	°C
Soldering Temperature(T=5 sec)	$T_{sol}$	$260 \pm 5$	°C
LED Junction Temperature	$T_j$	115	°C
Power Dissipation	$P_d$	220	mW
Electrostatic Discharge	ESD	2K	V



# Technical Data Sheet

## Side Emitting POWER LED

**39-06/A5C-AQSC**

### Electro-Optical Characteristics (Ta=25°C)

Parameter	Symbol	Min.	Typ.	Max.	Condition	Unit
Total Flux	$\Phi_v$	3600	4200	7150	I <sub>F</sub> =70mA	mlm
Viewing Angle	$2\theta_{1/2}$	----	180	----	I <sub>F</sub> =70mA	deg
Peak Wavelength	$\lambda_p$	----	621	----	I <sub>F</sub> =70mA	nm
Dominant Wavelength	$\lambda_d$	611	616	620	I <sub>F</sub> =70mA	nm
Spectrum Radiation Bandwidth	$\Delta\lambda$	----	18	----	I <sub>F</sub> =70mA	nm
Forward Voltage	V <sub>F</sub>	2.1	2.6	3.1	I <sub>F</sub> =70mA	V
Reverse Current	I <sub>R</sub>	----	----	10	V <sub>R</sub> =5V	μA

### Rank

39-06/A5C-AQSC

(1)

(2)

(3)

(1) V <sub>F</sub> (V)			(2) $\lambda_d$ (nm)			(3) $\Phi_v$ (mlm)		
Bin	Min	Max	Bin	Min	Max	Bin	Min	Max
3	2.1	2.3	6	611	614	Q	2850	3600
4	2.3	2.5	7	614	617	R	3600	4500
5	2.5	2.7	8	617	620	S	4500	5650
6	2.7	2.9						
7	2.9	3.1						

\*Measurement Uncertainty of Forward Voltage : ±0.1V

\*Measurement Uncertainty of Luminous Intensity: ±15%

\*Measurement Uncertainty of Dominant Wavelength ±1.0nm



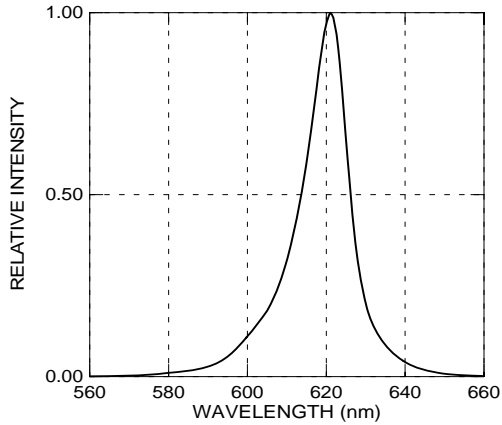
# Technical Data Sheet

## Side Emitting POWER LED

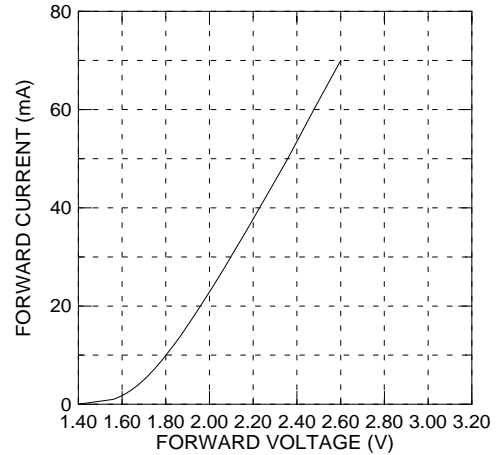
**39-06/A5C-AQSC**

### Typical Electro-Optical Characteristics Curves

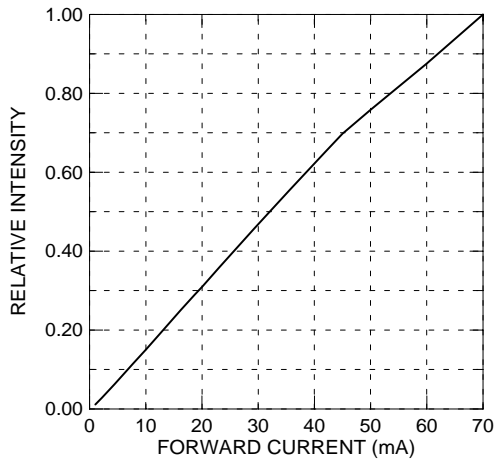
**Relative Intensity vs. Wavelength**



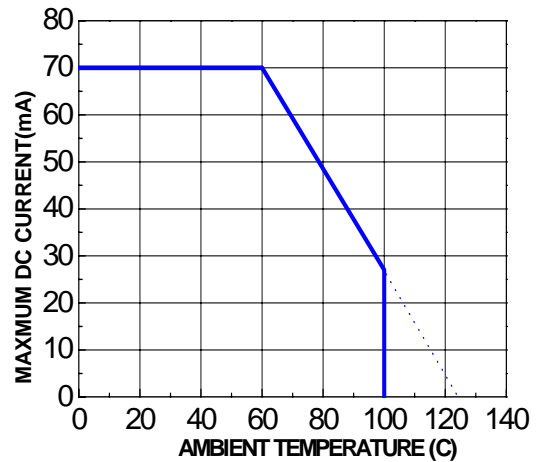
**Forward Current vs. Forward Voltage**



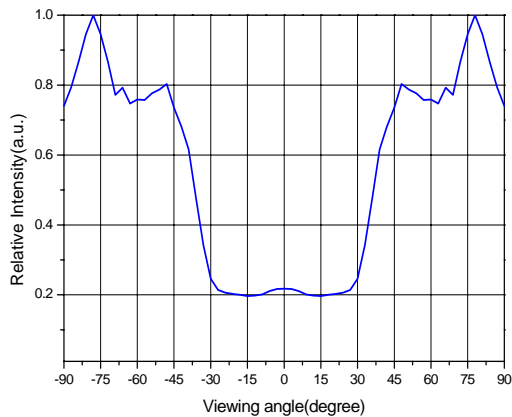
**Relative Intensity vs. Forward Current**



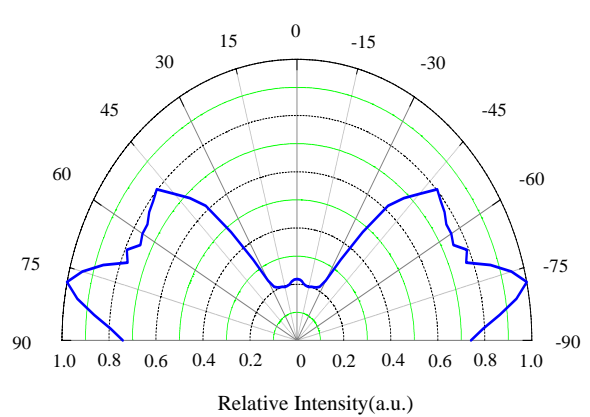
**Forward Current vs. Ambient Temp.**



**Relative Intensity vs. Angle Displacement**



**Relative Intensity vs. Off Axis Angle**





# Technical Data Sheet

## Side Emitting POWER LED

**39-06/A5C-AQSC**

### Packing Quantity Specification

- (1) 60 pcs/1 tube, 30 tubes/1 small inside box, 12 small inside boxes/1 outside box.
- (2) 60 pcs/1 tube, 105 tubes/1 big inside box, 8 big inside boxes/1 outside box.

### Label Form Specification

(1) Tube Label Form

	PART NO: 39-06/A5C-AQSC	QTY: 60
	LOT NO:	CAT:

(2) Box Label Form

CPN:	
P/N:	
39-06/A5C-AQSC	
QTY :	CAT:
	HUE:
LOT NO :	REF:
MADE IN TAIWAN	

PART NO: Everlight's Production Number

QTY: Packing Quantity

LOT NO: Lot Number

CAT: Ranks of Forward Voltage, Dominant Wavelength and Total Flux

CPN: Customer's Production Number

P/N : Production Number

HUE: Reference

REF: Reference

MADE IN TAIWAN: Production Place



# Technical Data Sheet

## Side Emitting POWER LED

**39-06/A5C-AQSC**

### Notes

1. Above specification may be changed without notice. EVERLIGHT will reserve authority on material change for above specification.
2. When using this product, please observe the absolute maximum ratings and the instructions for using outlined in these specification sheets. EVERLIGHT assumes no responsibility for any damage resulting from use of the product which does not comply with the absolute maximum ratings and the instructions included in these specification sheets.
3. These specification sheets include materials protected under copyright of EVERLIGHT corporation. Please don't reproduce or cause anyone to reproduce them without EVERLIGHT's consent.

### 4. Soldering Condition

Careful attention should be paid during soldering. When soldering, leave more than 3mm from solder joint to case, and soldering beyond the base of the tie bar is recommended.

Avoiding applying any stress to the lead frame while the LEDs are at high temperature particularly when soldering.

Recommended soldering conditions:

Hand Soldering		DIP Soldering	
Temp. at tip of iron	400°C Max. (30W Max.)	Preheat temp.	100°C Max. (60 sec Max.)
Soldering time	3 sec Max.	Bath temp.	265 Max.
Distance	3mm Min.(From solder joint to case)	Bath time.	5 sec Max.
		Distance	3mm Min.

**EVERLIGHT ELECTRONICS CO., LTD.**  
 Office: No 25, Lane 76, Sec 3, Chung Yang Rd,  
 Tucheng, Taipei 236, Taiwan, R.O.C

Tel: 886-2-2267-2000, 2267-9936  
 Fax: 886-2267-6244, 2267-6189, 2267-6306  
<http://www.everlight.com>